



SMD Metal Oxide Varistors

BL1206A Series

Metal Oxide Varistors - BL1206A Series

Features

- EIA size: 1206
- Variable capacitance
- Operating voltage: 3.3Vdc ~100Vdc
- High surge suppress capability
- Bidirectional and symmetrical V/I characteristics
- Multilayer ceramic construction technology
- RoHS & Halogen Free (HF) compliant
- Operating temperature range: -40°C ~ +85°C
- Storage temperature range: -40°C ~ +125°C



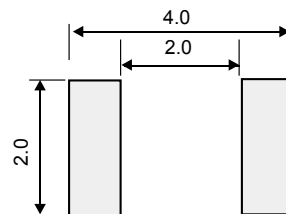
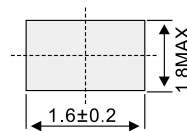
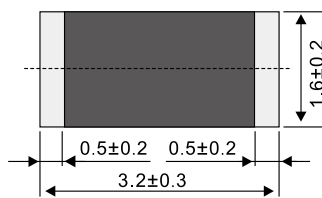
Applications

- Used to Help Achieve Electromagnetic Compliance of End Products
- Provides On-Board Transient Voltage Protection for ICs, CMOS and MOSFET.
- Suppression of Inductive Switching or Other Transient Events Such as EFT and Surge Voltage at the Circuit Board Level.
- Protection of Components and Circuits Sensitive to ESD Transients Occurring on Power supplies, Control and Signal Lines.

Product Name

B	L	1	2	0	6	A	1	8	0	K
↓		↓				↓	↓		↓	
LOGO		Packaging				Standard	Varistor Voltage		Tolerance	
		1206					18V		K:±10%	

Dimensions And Recommended Pad Layout (Unit:mm)





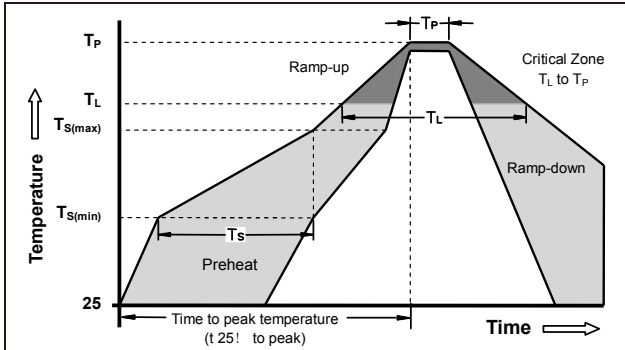
Metal Oxide Varistors - BL1206A Series

Electrical Characteristics

Type Number	Varistor Voltage	Maximum Allowable Voltage		Maximum Energy (10/1000µs)	Maximum Clamping Voltage		Withstanding Surge Current (8/20µs)
	V _{1mA} (V)	V _{AC} (V)	V _{DC} (V)	(J)	I _P (A)	V _C (V)	I(A)
BL1206A5R0K	4-6	2.0	3.3	1	1	10	150
BL1206A8R0K	6.7-10.0	4.0	5.6	1	1	15.5	150
BL1206A120K	10.8-16.2	6.0	9.0	1	1	25	150
BL1206A180K	16.8-21	11	14	1	1	40	150
BL1206A240K	21.6-27	14	18	1	1	51	150
BL1206A270K	26.4-33	17	22	1	1	62	150
BL1206A300K	28.8-36	18	24	1	1	67	150
BL1206A330K	31.2-39	20	26	1	1	73	150
BL1206A360K	33.6-42	21	28	1	1	78	150
BL1206A390K	36-45	25	30	1	1	85	150
BL1206A420K	39.6-49.5	28	33	1	1	88	150
BL1206A470K	43.2-57	30	38	1	1	101	150
BL1206A530K	50.4-63	32	42	1	1	111	150
BL1206A560K	54-67.5	35	45	1	1	122	150
BL1206A600K	57.6-72	37	48	1	1	128	150
BL1206A680K	67.2-84	40	56	1	1	150	150
BL1206A760K	72-90	43	60	1	1	160	150
BL1206A820K	78-97	47	65	1	1	172	150
BL1206A900K	81.6-102	49	68	1	1	180	150
BL1206A950K	90-112.5	50	75	1	1	200	150
BL1206A101K	102-127.5	60	85	1	1	225	150
BL1206A121K	120-150	67	100	1	1	265	150

Metal Oxide Varistors - BL1206A Series

Soldering Parameters



Reflow Condition		Pb-Free assembly
Pre Heat	-Temperature Min ($T_{S(min)}$)	+150 °C
	-Temperature Max ($T_{S(max)}$)	+200 °C
	-Time (min to max) (T_S)	60 -180 Seconds
Average ramp up rate (Liquidus Temp T_L) to peak		3 °C/Second Max
$T_{S(max)}$ to T_L - Ramp-up Rate		3 °C/Second Max
Reflow	- Temperature (T_L) (Liquidus)	+217 °C
	- Time (min to max) (T_L)	60 -150 Seconds
Peak Temperature (T_P)		260 +0/-5 °C
Time within 5 °C of actual peak Temperature (T_P)		20-40 Seconds
Ramp-down Rate		6 °C/Second Max
Time 25 °C to peak Temperature (T_P)		8 minutes Max

Precaution for soldering

Note that this product will be easily damaged by rapid heating, rapid cooling or local heating.
Do not give heat shock over 100 °C in the process of soldering.
We recommend to take preheating and gradual cooling

Soldering gun procedure

Note the follows, in case of using solder gun for replacement.
1) The tip temperature must be less than 280 for the period within 3 seconds by using soldering gun under 30W
2) The soldering gun tip shall not touch this product directly.

Soldering volume

Note that excess of soldering volume will easily get crack the body of this product.

BENTEX LIMITED

- 1 -

www.bentex.com.hk

General Technical Data

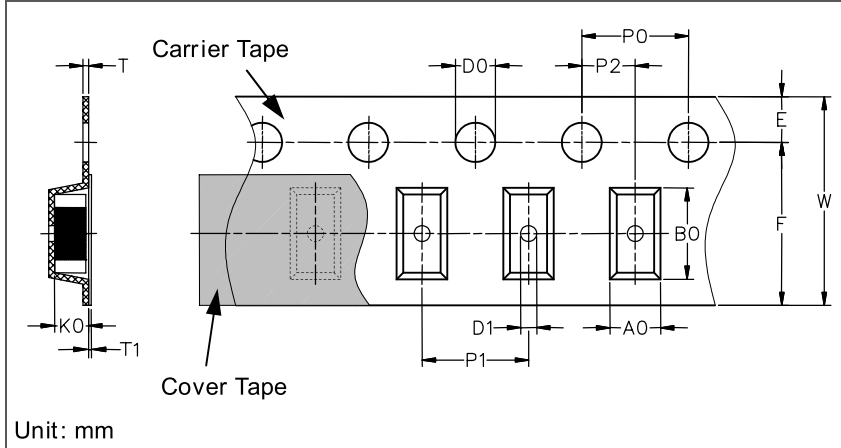
Operating Temperature		-40 ~ +85 °C
Storage Temperature		-40 ~ +125 °C
Response Time		<1 ns
Solderability		245 ± 5 °C, 3 ± 1 sec
Solder leach resistance		260 ± 5 °C, 10 ± 1 sec
Taping Package Storage Condition	Storage Temperature	5 ~ 40 °C
	Relative Humidity	To 65%
	Storage Time	12 Months max

Environmental Performance

Item	Specifications	Test Condition
Bias Humidity	$V_V / V_V \leq \pm 10 \%$	90%RH, 40°C, Working Voltage, 1000 hrs
Thermal Shock	$V_V / V_V \leq \pm 10 \%$	-40°C to 85°C, 30 min. cycle, 5 cycles
Full Load Voltage	$V_V / V_V \leq \pm 10 \%$	Working Voltage, 85°C, 1000 hrs

Metal Oxide Varistors - BL1206A Series

Packing specifications



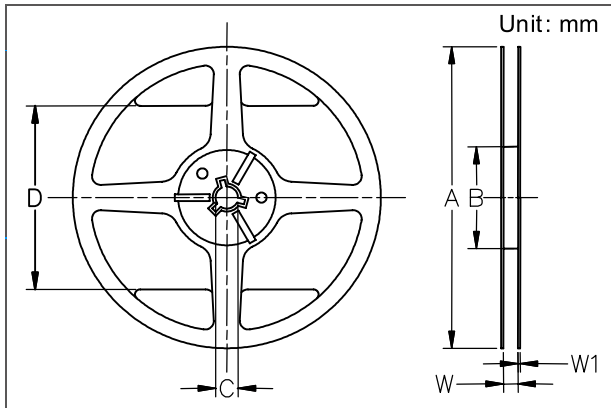
Carrier tape transparent cover tape should be heat-sealed to carry the products, and the reel should be used to reel the carrier tape.

The adhesion of the heat-sealed cover tape shall be 40+20/-15 grams.

Both the head and the end portion of taping shall be empty for reel package and SMT auto-pickup machine. And a normal paper tape shall be connected in the head of taping for the operator handle.

Symbol	A0 ±0.10	B0 ±0.10	K0 ±0.10	T ±0.05	T1 ±0.05	D0 +0.10 -0.00	D1 ±0.05	P1 ±0.10	P2 ±0.05	P0 ±0.050	W ±0.20	E ±0.10	F ±0.05
1206	1.88	3.50	1.27	0.20	0.10	1.50	1.00	4.00	2.00	4.00	8.00	1.75	3.50

Taping Reel Dimensions



Symbol	A	B	C	D	W	W1
1206	178.0±1.0	60.0±0.5	13.0±0.2	110.0±0.5	9.0±0.5	1.5±0.15

Taping Specifications

There shall be the portion having no product in both the head and the end of taping, and there shall be the cover tape in the heat of taping.

Quantity of products in the taping package

SIZE EIA (EIAJ)	1206
Standard Packing Quantity (PCS / reel)	3000

The contents of a box :

1206 Series: 6 reels / inner box

Label and Marking:

The paper label shall be plastered on the obvious side of the reel, and the information show as right side